

TX630Q TX SERIES

6.5" 2-WAY SHALLOW DEPTH IN-WALL LOUDSPEAKER



(2) 6.5" (165mm) High Excursion Aluminum Driver (4) 0.75" (19mm) Aluminum Dome Tweeters in Quad-Array

Size	24 h x 9.5 w x 4 d (in) 610 h x 241 w x 102 d (mm) In-wall depth 3.9 d(in) 98 (mm)
Weight	16 lbs. (7.3 kg)
Freq Response	45Hz-24kHz±3dB
Impedance	4 ohms
Sensitivity	91dB 2.83V /1m
Power req.	50-300W
Woofer	(1) 6.5" (165 mm) Aluminum
Tweeter	(4) 0.75" (19 mm) Aluminum
Finishes	Gloss White
Mount	L-Brackets
PCB	TX630QPB

The TX630Q is just one of many options in the TX series. Designed for in-wall installation, these speakers are perfect for any indoor application where there is limited space. This versatile speaker features a sleek modern appearance with an aluminum grille which protrudes less than 3/16" (5mm) from the wall. A multi-element network blends the highs and lows into a smooth and wide response perfect for home theater and stereo, this speaker's high power handling woofer offers high output over a broad range of frequencies while still maintaining a small footprint, offering a great no-compromise solution for designers and audiophiles alike. As with all TX models, this speaker comes equipped with a James Loudspeaker quad-tweeter array which delivers crisp highs over a wide dispersion angle, making these speakers some of the most versatile and effective speakers on the market.

The sealed cabinet design features all aircraft grade aluminum for strength, and sonic performance.

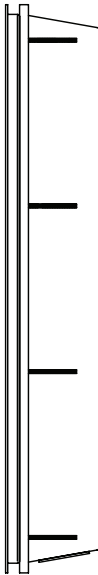
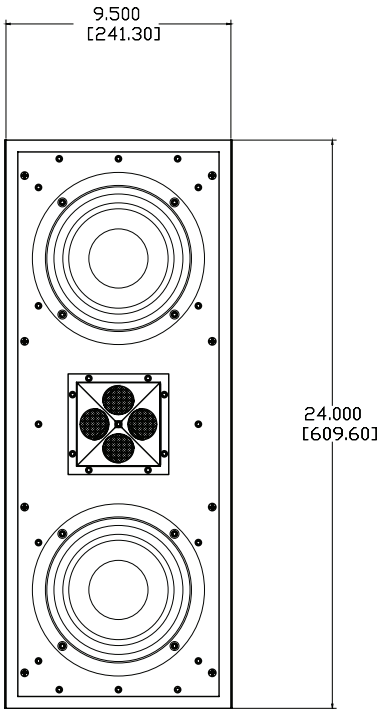



2185 Park Place, Minden, NV 89423
Ph: +1.775.461.7500
www.jamesloudspeaker.com

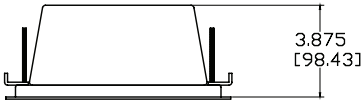
Specifications subject to change without notice.

TX630Q

EXTERNAL DIMENSIONS



In-Wall Depth



Total Depth

